




## Where can I find my router's network name (SSID)?

You can find the network name (SSID) in two places:

### 1. Sticker on the bottom of the router

On the bottom of the router you will find a sticker showing the network name and the WPA2 password.

The network name of your Sitecom router always begins by default with "Sitecom", followed by a combination of six digits.

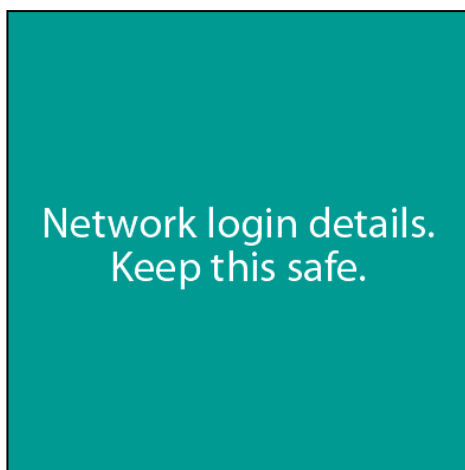


Your Sitecom router's WPA2 password is unique, and consists of a combination of 12 digits and/or letters.

### 2. Network Login Details flyer

The latest Sitecom routers are supplied with a Network Login Details flyer. This also contains the network name and the WPA2 password.

If the login details are changed, they can be written on this flyer. Always keep this flyer in a safe place!

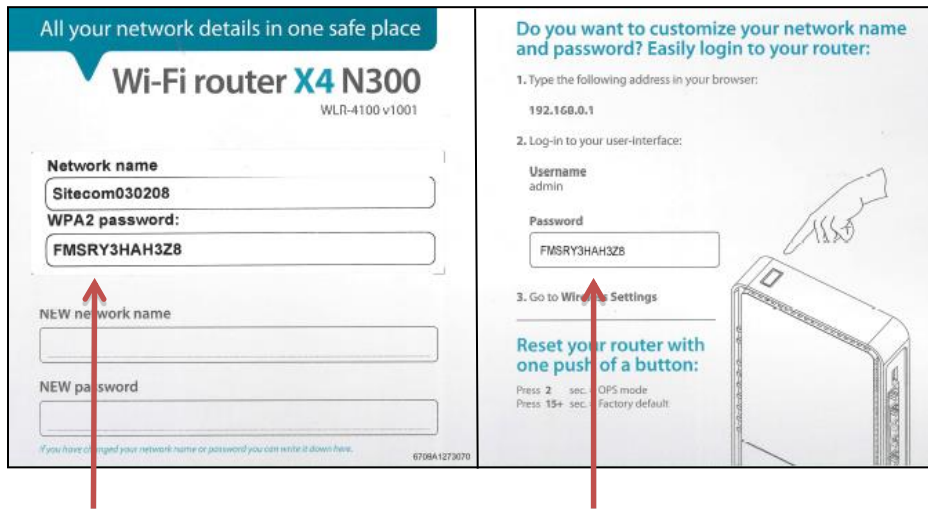


*Please note!*

*You CANNOT use the combination of network name and WPA2 password to log into the router's*



Settings menu (Graphical User Interface). To log into the Settings menu, you must enter the user name "admin" followed by the WPA2 password.



|  |  |
|--|--|
| <p><b>Network Login</b></p> <p>Use these details to connect to a wireless network.</p> | <p><b>Login to the Settings menu (Graphical User Interface)</b></p> <p>Use these details to log into the router's Settings menu.</p> |
|--|--|